

# 8512/8516-ME

## SINGLE LEAD SHEETED PARTICLEBOARD CORE (1/32" (8512) OR 1/16" (8516) LEAD SHEET)

- ❶ **STILES:** 1/8" (3 mm) thick veneer, longitudinally laminated by hot pressing with type 1 structural glue, as per ASTM D5456 93 (LVL) or laminated strand lumber (LSL), including a 7/8" (22 mm) piece of hardwood, matched with faces, for a total width of 4 3/16" (107 mm)
- ❷ **TOP AND BOTTOM RAILS:** 1/8" (3 mm) thick veneer, longitudinally laminated by hot pressing with type 1 structural glue, as per ASTM D5456 93 (LVL) or laminated strand lumber (LSL), for a total width of 3 5/16" (85 mm)
- ❸ **CORE:** Solid particleboard Density of 45 lbs per cubic foot Complies with CSA 0188 and ANSI A208 1 standards

One 1/32" (0.8 mm) or 1/16" (1.6 mm) lead sheet, pressure bonded to the centre, covering entire door surface

- ❹ **FACES:** Wood veneer (choice of face veneers; 2 ply plywood), hardboard panel or plastic laminate glued to composite crossband

**LOCK BLOCK:** Integrated

**GLUE:** Type 1 PVA Cross link (UFF)

**INTERIOR USE**

**WARRANTY: LIFETIME**

### OPTIONS

| Wood veneer glued to veneer plywood (3 ply plywood)

| Other lead sheet thicknesses upon request

| \*\*\* To get I E Q 4 4, specify UFF wood veneer

### NOTES

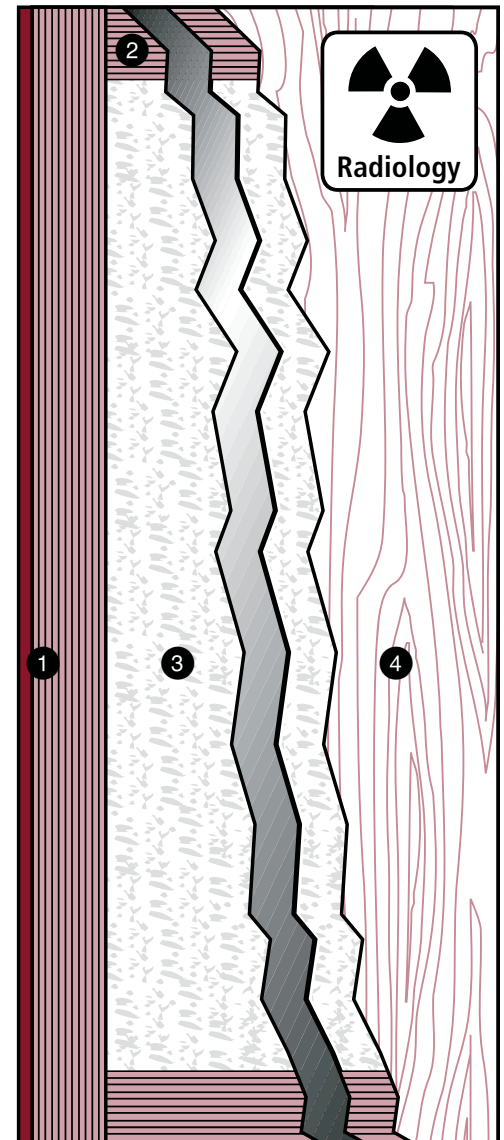
| 20 minute fire rating not available

| Specify: 8512 ME for one 1/32" (0.8 mm) lead sheet

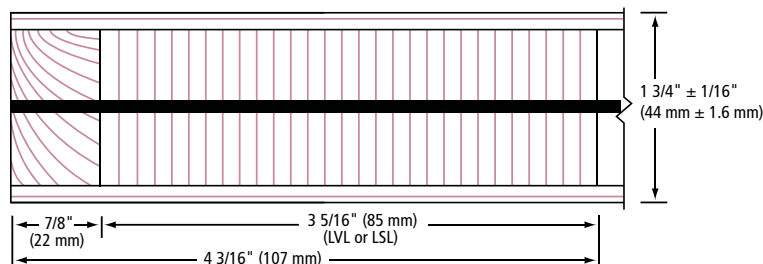
8516 ME for one 1/16" (1.6 mm) lead sheet

| Dimensions are nominal before trimming

<b>LEED</b> ELIGIBLE CREDITS	4.1		4.2		M.R. 5.1 5.2		6.0 7.0		I.E.Q. 4.4 (UFF)
	✓	✓	✓	✓					***

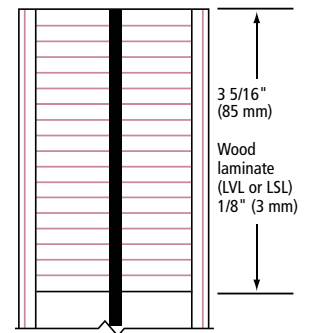


### ❶ STILES ME



One 1/32" (0.8 mm) or 1/16" (1.6 mm) lead sheet bonded to the center of the core

### ❷ RAILS



# TECHNICAL SPECIFICATIONS - RADIOLOGY DOOR

## RADIATION PROTECTION

Three basic concepts apply to all types of ionizing radiation. When regulations or standards are developed to determine how much radiation a person can receive, these concepts are taken into consideration.



### Time

Radiation exposure increases and decreases with the amount of time people spend near a source of radiation.



### Distance

The further away people are from a radiation source, the less their exposure. The safe distance depends on the energy of the radiation and the size of the source. The rule is that if the distance is doubled, the factor of exposure is reduced by four.



### Shielding

The greater the shielding around a radiation source, the smaller the exposure. Shielding absorbs radiation between the source and the person exposed. Lead is very good shielding because it is thick and dense, and protects against gamma and beta rays.

## LEAD SPECIFICATIONS

Color	Bluish gray
Atomic #	8 (high)
Weight	709 lb per cu. ft.
Density	1.35 g per cc (uniform)
Melting point	327.4°C/621°F

Lead sheets are available in thicknesses of 1/64" to 1". Adequate physical support and hardware is required for heavy lead-lined doors. For lead thicknesses greater than 1/8" (3 mm), door thickness will increase as lead thickness increases. Baillargeon's standard lead-lined doors are manufactured with lead under the door skins on both sides of the core. Center lead-lined doors are also available, but we recommend lead thicknesses of 1/4" (6 mm) or more.

### IMPORTANT:

| The amount of lead required in these doors must be determined by a licensed radiation shielding physicist.

| Lead is among the best sound absorption materials because of its high and uniform density, high level of stability and high degree of flexibility.

Visit the websites of the following organizations for more info:

| National Council on Radiation Protection (NCRP)

| EPA Radiation Protection Division

| Construction Specifications Institute (CSI)

