



# SHAPING BETTER ENVIRONMENTS™ IN HOSPITALITY

Your Complete Hotel Door Solution for Canada



Specify Hospitality Doors with Confidence

Order samples at: [masonitearchitectural.ca/samples](https://masonitearchitectural.ca/samples)



**MASONITE.**  
ARCHITECTURAL

**BAILLARGEON®**  
by Masonite Architectural

Masonite Architectural  
201 N Franklin Street, Suite 300  
Tampa, FL 33602  
877.332.4484  
[masonitearchitectural.ca](https://masonitearchitectural.ca)

430, route 108 Ouest  
Saint-Éphrem (Quebec)  
G0M 1R0 Canada  
Phone: 1.800.804.5666  
Fax: 1.800.804.5688  
[www.baillargeondoors.com](https://www.baillargeondoors.com)

Printed in Canada  
© 2018 Masonite Architectural  
MA\_LIT-4030\_v1



## Creating Successful Buildings™

The creation of a hotel environment worthy of the elegance of a luxury hotel, the unique and modern atmosphere in of a boutique, the coveted comfort a dedicated or economy hotel requires a wide range of architectural doors designed to enhance the overall guest experience and leading to rave reviews and return stays.

✓  
Acoustically sound to ensure quiet guestrooms

✓  
Built strong to keep guests safe

✓  
Durable surfaces that stand up to high traffic

✓  
Beautiful finishes that are hard to forget

The best hotels feel like a home away from home. Guests expect clean, safe and peaceful environments. Our doors achieve this goal by offering a mix of visual appeal, safety and comfort to create a successful stay — every time. Hospitality environments exceed goals by providing positive guest experiences.



### PERFORMANCE SOLUTIONS

- **Fire-Rated** — Meets life safety building codes to protect guests, employees and visitors. Available in 20/45/60/90 minute ratings
- **Acoustic (STC) Rated 30 to 46** — Increases privacy and reduces noise to meet codes and guidelines
- **Factory Finish Paints and Stains** — Clear, Stain or Paint with UV coat for highly durable finish

- **Choice of Laminates** — High Pressure Decorative Laminates (HPDL)
- **Factory Installed Glass and Mirror (surface applied or flush mirror)** — Meets building codes and standards
- **Environmental Attributes** — Contributes towards sustainable building codes and standards
- **Performance Measurement** — ANSI/WDMA/AWI/AWMAC



### RECEPTION / LOBBY

#### RECOMMENDED DOORS

8500 Baillargeon Extreme


ASPIRO | Stile & Rail

#### PERFORMANCE SOLUTIONS

- Ultra Heavy Duty Doors — construction for intense traffic areas

#### AVAILABLE FINISHES

- Select Wood Veneer with decorative glass for high design and natural appearance
- Metal inlays, surface grooves and sketch face or horizontal grain also available



### RESTAURANT / BAR

#### RECOMMENDED DOORS

7000/6000 Baillargeon Extreme


ASPIRO | Stile & Rail

#### PERFORMANCE SOLUTIONS

- Ultra Heavy Duty Doors — construction for high traffic areas with LVL core for high impact interior use

#### AVAILABLE FINISHES

- Select Wood Veneers with decorative glass for high design and natural appearance
- Metal inlays, grooves and sketch face also available
- Authentic Stile & Rail — customized appearance for high design
- Painted doors also available



### RESTROOM ENTRY / STALLS

#### RECOMMENDED DOORS

**Main Entry Doors:**  
8500 Baillargeon Extreme

**Stall Doors**


ASPIRO | Stile & Rail

#### PERFORMANCE SOLUTIONS

- Ultra Heavy Duty Doors — construction for intense traffic areas
- Customized Appearance Applied Mouldings — for high design and natural appearance
- Authentic Stile & Rail Doors — flat, raised panels, slats, chevrons allowing consistent air flow or false louvers

#### AVAILABLE FINISHES

- Select Wood Veneers with decorative mouldings for design and natural appearance
- Authentic Stile & Rail — customized appearance for high design
- Painted doors also available



### MEETING / CONFERENCE ROOMS

#### RECOMMENDED DOORS

8520/8320 Baillargeon Extreme

ASPIRO | Stile & Rail

#### Acoustic Doors


SR 35 to SR 46

#### PERFORMANCE SOLUTIONS

- Ultra Heavy Duty Doors — construction for intense traffic areas
- Heavy Duty Applications fire-rated doors (20 minutes)
- Acoustic performance of STC 35 to 46

#### AVAILABLE FINISHES

- Select Wood Veneers (sketch face or horizontal grain also available) with decorative mouldings for design and natural appearance
- Painted doors also available



### GUEST ROOMS

#### RECOMMENDED DOORS


8620 Baillargeon Intense

#### PERFORMANCE SOLUTIONS

- **Closet:**  
9600 Baillargeon Intense hollow core with hardwood edge
- **Bathroom:**  
8600 Baillargeon Intense (mirrored option available)
- **Communicating Doors:**  
Double doors back to back, Acoustic performance (no data)
- Particle core, 20 minute fire-rated, STC30 acoustic rating with proper gasketing

#### AVAILABLE FINISHES

- Select Wood Veneers with decorative mouldings for design and natural appearance
- Painted doors also available



### BACK OF THE HOUSE

#### RECOMMENDED DOORS

Baillargeon Intense. Agrifibre fire-rated AF45/60 or mineral core 5045/60/90


ASPIRO | Stile & Rail

#### PERFORMANCE SOLUTIONS

- Fire performance of 45/60/90 minutes
- High Impact Surface — impact, dent and scratch resistant to protect the door from heavy abuse
- High Impact Edge — one-piece design, protecting edge from heavy abuse

#### AVAILABLE FINISHES

- Select Wood Veneers with decorative mouldings for design and natural appearance



### STAIRWELLS

#### RECOMMENDED DOORS

Baillargeon Intense. Agrifibre fire-rated AF45/60 or mineral core 5045/60/90

#### PERFORMANCE SOLUTIONS

- Fire performance of 45/60/90 minutes
- High Impact Surface — impact, dent and scratch resistant to protect the door from heavy abuse
- High Impact Edge — one-piece design, protecting edge from heavy abuse

#### AVAILABLE FINISHES

- Select Wood Veneers with decorative mouldings for design and natural appearance