

# PARTICLE CORE (Heavy Duty)

# FROO-ME/VE (5 ply)

## FOR INTENSIVE USE

- 1 STILES:** 1/8" (3 mm) thick veneer longitudinally laminated by hot pressing with type 1 structural glue, (LVL) or laminated strand lumber (LSL), including a 7/8" (22 mm) piece of hardwood, for a total width of 1 3/16" (30 mm):
  - ME:** Matched with faces.
  - VE:** Covered with 1/32" (0.7938 mm) wood veneer, matched with faces.
- 2 TOP AND BOTTOM RAILS:** 1 3/16" (30 mm) hardwood or SCL, (LVL) or (LSL), at manufacturer's choice.
- 3 CORE:** Solid particleboard. Density of 32 lbs per cubic foot.
- 4 FACES:** Wood veneer (choice of face veneers; 2 ply plywood), hardboard panel or plastic laminate glued to composite crossband.

**LOCK BLOCK:** Integrated.

**GLUE:** Type 1 PVA Cross-link.

**INTERIOR USE** only.

**WARRANTY:** Lifetime.

**NOTES:**

Dimensions are nominal before trimming.

**OPTIONS**

- 20 min fire rating not available.
- With 1/8" (3 mm) clear glass, 1/4" (5 mm) clear glass with 1" (25 mm) side bevel, 1/8" (3 mm) frosted GLUE-CHIP or MOROCO.
- Desired number of glass units:
  - For our standard 15 glass units, specify FR15.
  - For 10, 12, 18, 20 or 24 glass units, specify FR10, FR12, FR18, FR20 or FR24.
- Widths of:**
  - 18" (457 mm) and under = 5 glass
  - 20" (508 mm) to 26" (660 mm) = 10 glass
  - 28" (711 mm) to 36" (914 mm) = 15 glass
  - 38" (965 mm) to 48" (1,219 mm) = 20 glass

Glass coated with transparent protective film for finishing.

Wood veneer glued to plywood veneer (3 ply plywood).

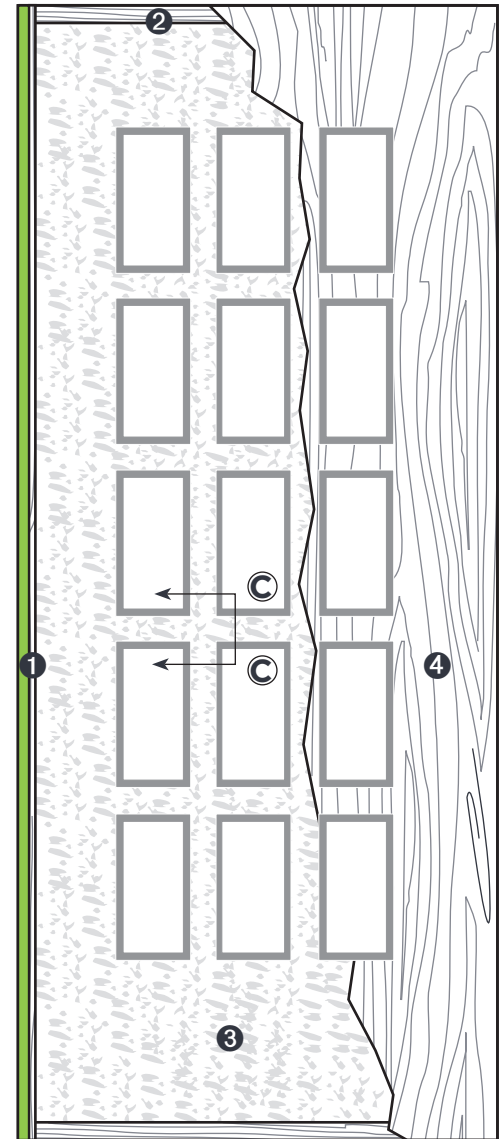
**STC** sound rating not available.

**LEED CONTRIBUTION OPTIONS**

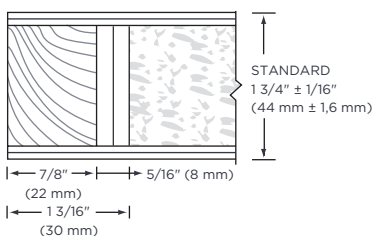
- EPD
- Recycled content
- FSC
- NAUF or ULEF (on request)

**PERFORMANCE MEASUREMENT**

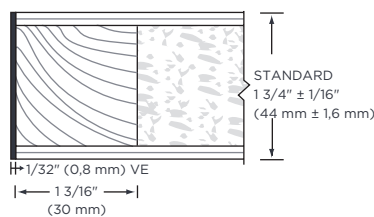
- ANSI/WDMA 1.S.1A
- ANSI A208-1 (particle board LD2)
- ASTM-D1037 and D198-98 (LSL)
- ASTM-D5456-93 (LVL)
- AWS



**1 STILES ME**



**1 STILES VE**



**2 RAILS**

